

Phuoc An Coffee Joint Stock
Company

=★=

No: 55-2025/CV-CPPA

SOCIALIST REPUBLIC OF VIETNAM

Independence - Freedom - Happiness

---o0o---

Dak Lak, 14 October 2025

PERIODIC DISCLOSURE OF FINANCIAL STATEMENTS

To: - Hanoi Stock Exchange
- The State Securities Commission.

Comply with the provisions of Clause 3, Clause 4, Article 14 of Circular No. 96/2020/TT-BTC dated November 16, 2020 of the Ministry of Finance guiding information disclosure on the securities market. Phuoc An Coffee Joint Stock Company discloses information on the Financial Statements for the Third Quarter of 2025 as follows:

1. Organisation Name: **Phuoc An Coffee Joint Stock Company**

- Stock code: CPA
- Address: Km 26, National Route 26, Krong Pac Ward, DakLak Province, Viet Nam.
- Tel: 02623.521149 Fax:
- Email: Ntn21@gmail.com Website: www.phuocancoffee.com.vn

2. Contents of information to be announced:

- Financial statements for the Quarter 3 of 2025:

☒ Separate financial statements (TCNY does not have subsidiaries and superior accounting units have affiliated units);

☐ Consolidated financial statements (TCNY has subsidiaries)

☐ General financial statements (TCNY has an accounting unit under the organization of its own accounting apparatus).

- Cases subject to explanation of causes:

+ The auditing organization gives an opinion that is not a fully accepted opinion on the financial statements (for audited financial statements 2024):

☐ Yes

☐ No

Written explanation in case of accumulation:

☐ Yes

☐ No

+ Profit after tax in the reporting period has a difference of 5% or more between before and after audit, shifting from loss to profit or vice versa (for audited financial statements 2024):

☐ Yes

☐ No

Written explanation in case of accumulation:

☐ Yes

☐ No

+ Profit after corporate income tax in the report on production and business results of the reporting period changes by 10% or more compared to the report of the same period of the previous year:



☒ Yes

☐ No

Written explanation in case of accumulation:

☒ Yes

☐ No

+ Profit after tax in the reporting period suffers a loss, transferred from profit in the same reporting period of the previous year to loss in this period or vice versa:

☐ Yes

☐ No

Written explanation in case of accumulation:

☐ Yes

☐ No

This information has been published on the company's website on 14/10/2025 at the link: www.phuocancoffee.com.vn.

We hereby commit that the information disclosed above is true and we are fully responsible before the law for the content of the disclosed information

PHUOC AN COFFEE JOINT STOCK COMPANY

Attachments:

- Financial Statements Quarter 3/2025;
- Written explanation of profits after tax difference



Nguyen Huyen Tram



Phuoc An Coffee Joint Stock Company

Financial Statements Quarter 3/2025



Phuoc An Coffee Joint Stock Company
BALANCE SHEET
as at September 30, 2025

B01a-DN

VND

Code	ASSETS	30 September 2025	31 December 2024
100	A. CURRENT ASSETS	34,081,417,420	29,172,827,738
110	I. Cash	3,406,732,347	4,418,262,999
111	1. Cash	3,406,732,347	4,418,262,999
112	2. Cash equivalents		
130	II. Current accounts receivables	7,381,979,371	2,258,665,398
131	1. Short-term trade receivables	4,622,633,501	276,521,600
132	2. Short-term advances to suppliers	680,235,298	411,805,682
136	3. Other short-term receivables	48,710,916,045	48,987,412,570
137	4. Provision for doubtful short-term receivables	(46,631,805,473)	(47,417,074,454)
140	III. Inventories	23,204,427,974	22,403,646,610
141	1. Inventories	23,204,427,974	22,403,646,610
150	IV. Other current assets	88,277,728	92,252,731
151	1. Short-term prepaid expenses	6,183,328	10,158,331
153	2. Tax and other receivables from the State	82,094,400	82,094,400
200	B. NON-CURRENT ASSETS	68,676,395,332	74,257,899,214
220	I. Fixed assets	60,870,804,154	65,882,882,391
221	1. Tangible fixed assets	60,278,184,154	65,226,002,391
222	Cost	298,361,053,482	296,104,105,466
223	Accumulated depreciation	(238,082,869,328)	(230,878,103,075)
227	2. Intangible assets	592,620,000	656,880,000
228	Cost	1,285,200,000	1,285,200,000
229	Accumulated amortisation	(692,580,000)	(628,320,000)
230	II. Investment properties	6,045,855,715	6,618,620,998
231	1. Cost	7,636,870,381	7,636,870,381
232	2. Accumulated depreciation	(1,591,014,666)	(1,018,249,383)
240	II. Long-term asset in progress	1,452,258,257	1,349,910,662
242	1. Construction in progress	1,452,258,257	1,349,910,662
260	III. Other long-term asset	307,477,206	406,485,163
261	1. Long-term prepaid expenses	307,477,206	406,485,163
270	TOTAL ASSETS	102,757,812,752	103,430,726,952

Phuoc An Coffee Joint Stock Company
BALANCE SHEET
as at September 30, 2025

B01a-DN

VND

Code	RESOURCES	30 September 2025	31 December 2024
300	C. LIABILITIES	64,588,716,265	62,562,537,751
310	I. Current liabilities	26,454,101,715	24,640,803,828
311	1. Short-term trade payables	798,811,122	3,550,144,771
312	2. Short-term advances from customers	3,916,381,216	3,410,000,000
313	3. Statutory obligations	3,016,674,156	1,378,575,257
314	4. Payables to employees	187,738,669	191,628,908
315	5. Short-term accrued expenses	6,602,738	36,000,000
318	6. Short-term unearned revenues	4,419,880,000	4,200,000,000
319	7. Other short-term payables	14,102,229,981	11,868,671,059
320	8. Short-term loan	-	-
322	9. Bonus and welfare fund	5,783,833	5,783,833
330	II. Non-current liabilities	38,134,614,550	37,921,733,923
336	1. Long-term unearned revenues	3,490,504,175	2,440,177,548
338	2. Long-term loans	34,000,000,000	35,000,000,000
342	3. Other long-term provision	481,556,375	481,556,375
400	D. OWNERS' EQUITY	38,169,096,487	40,868,189,201
410	I. Capital	38,169,096,487	40,868,189,201
411	1. Share capital	236,279,900,000	236,279,900,000
411a	- Shares with voting rights	236,279,900,000	236,279,900,000
421	2. Accumulated losses	(198,110,803,513)	(195,411,710,799)
421a	- Accumulated losses by the end of prior period	(195,411,710,799)	(178,775,596,821)
421b	- Loss of current period	(2,699,092,714)	(16,636,113,978)
440	TOTAL LIABILITIES AND OWNERS' EQUITY	102,757,812,752	103,430,726,952

Nguyen Thi Thanh Nhan
Preparer

Bui Quoc Thinh
Chief Accountant

Nguyen Huyen Tram
General Director

14 October 2025


Phuoc An Coffee Joint Stock Company


B03a-DN

CASH FLOW STATEMENT (continued)
ended September 30, 2025


VND

Item	Code	Notes	Quarter 3 of 2025	Quarter 3 of 2024	Year-to-date (YTD) until the end of this quarter	
					Ended 30 September 2025	Ended 30 September 2024
1	2	3	4	5	6	7
1. Sales	01	5.18	11,404,568,011	11,493,695,552	17,911,030,084	24,430,386,277
2. Sales deductions	02					
3. Net sales	10		11,404,568,011	11,493,695,552	17,911,030,084	24,430,386,277
4. Cost of sales	11	5.19	10,592,204,048	8,223,794,026	15,927,258,646	18,908,322,252
5. Gross profit	20		812,363,963	3,269,901,526	1,983,771,438	5,522,064,025
6. Financial income	21	5.20	46,428	23,418	10,433,673	74,563,642
7. Financial expenses	22	5.21	654,747,944	796,701,367	2,103,378,079	2,354,064,516
- In which: Loan interest expenses	23		654,747,944	796,701,367	2,103,378,079	2,354,064,516
8. Selling expenses	24		98,590,368	89,786,762	304,971,415	311,430,819
9. General and administration expenses	25		434,695,118	3,722,601,288	820,387,311	6,963,893,993
10. Net operating profit	30		(375,623,039)	(1,339,164,473)	(1,234,531,695)	(4,032,761,661)
11. Other income	31	5.22	14,500,000		406,388,535	715,180,394
12. Other expenses	32	5.23			1,870,949,554	16,496,286
13. Other profit/(loss)	40		14,500,000		(1,464,561,019)	698,684,108
14. Total accounting profit before tax	50	5.24	(361,123,039)	(1,339,164,473)	(2,699,092,714)	(3,334,077,553)
15. Current income tax	51					
16. Deferred income tax	52					
17. Profit after tax	60		(361,123,039)	(1,339,164,473)	(2,699,092,714)	(3,334,077,553)
18. The basic earnings per share (EPS)	70					


 Nguyen Thi Thanh Nhan
 Preparer


 Bui Quoc Thinh
 Chief Accountant




 Nguyen Huyen Tram
 General Director

14 October 2025

CASH FLOW STATEMENT (continued)
ended September 30, 2025

VND

Item	Code	Notes	Year-to-date (YTD) until the end of this quarter	
			Ended 30 September 2025	Ended 30 September 2024
1	2	3	4	5
I. Cash flows from operating activities				
1. Profit before tax	1		(2,699,092,714)	(3,334,077,553)
2. Adjustments for:				
Depreciation of fixed assets and investment properties	2		7,841,791,536	8,436,322,941
Provisions	3		(785,268,981)	4,749,799,429
Gains and losses from exchange rate differences due to revaluation of monetary items denominated in foreign currencies	4		-	-
Gains and losses from investment activities	5		(308,004,501)	(74,563,642)
Interest expenses	6		84,163,919	84,564,382
Other adjustments	7			-
3. Profit from operating activities before changes in working capital	8		4,133,589,259	9,862,045,557
Increase, decrease in receivables	9		(4,338,044,992)	572,346,137
Increase, decrease in inventories	10		(800,781,364)	(991,077,832)
Increase, decrease in payables (excluding interest payable and corporate income tax payable)	11		3,062,178,514	(5,800,211,388)
Increase, decrease in prepaid expenses	12		102,982,960	120,636,456
Increase, decrease in trading securities	13		-	-
Interest paid	14		(120,163,919)	(84,564,382)
Corporate income tax paid	15		-	-
Other cash receipts from operating activities	16		-	-
Other cash payments for operating activities	17		-	-
Net cash flows from operating activities	20		2,039,760,458	3,679,174,548
II. Cash flows from investing activities				
1. Cash payments to acquire fixed assets and other long-term assets	21		(2,359,295,611)	(310,311,018)
2. Cash receipts from disposal of fixed assets and other long-term assets	22		-	-
3. Cash payments for loans, purchase of debt instruments of other entities	23		-	-
4. Cash receipts from loan recoveries, sale of debt instruments of other entities	24		-	-
5. Cash payments for investments in other entities	25		-	-
6. Cash receipts from investments in other entities	26		-	-
7. Interest and dividends received	27		308,004,501	74,563,642
Net cash flows from investing activities	30		(2,051,291,110)	(235,747,376)

NOTES TO THE FINANCIAL STATEMENTS (continued)
For the accounting period ended September 30, 2025

1. CORPORATE INFORMATION

Phuoc An Coffee Joint Stock Company ("the Company") incorporated under the Law on Enterprise of Vietnam pursuant to the Business Registration Certificate ("BRC") No. 6000183273 issued by the Department of Planning and Investment of Dak Lak Province on 20 September 1996. The Company subsequently received the amended Enterprise Registration Certificates ("ERC"), with the latest being the 18th amended ERC on 19 September 2023.

The current principal activities of the Company are to produce and trade agricultural products.

The Company's shares were registered for trading in the market of unlisted public companies managed by the Hanoi Stock Exchange ("HNX") with the code of CPA in accordance with the Decision No. 861/QD-SGDHN issued by HNX on 20 December 2019.

The Company's registered head office are located at Km26, Highway 26, Ea Yong Commune, Krong Pak District, Dak Lak Province, Vietnam.

The Company's normal course of business cycle is 12 months after the investment period, the investment period is over 3 years.

2. BASIS OF PREPARATION

2.1 *Accounting standards and system*

The interim financial statements of the Company, expressed in Vietnam dong ("VND"), are prepared in accordance with Vietnamese Enterprise Accounting System and Vietnamese Accounting Standard No. 27 – Interim Financial Reporting and other Vietnamese Accounting Standards issued by the Ministry of Finance as per the:

- Decision No. 149/2001/QD-BTC dated 31 December 2001 on the Issuance and Promulgation of Four Vietnamese Accounting Standards (Series 1);
- Decision No. 165/2002/QD-BTC dated 31 December 2002 on the Issuance and Promulgation of Six Vietnamese Accounting Standards (Series 2);
- Decision No. 234/2003/QD-BTC dated 30 December 2003 on the Issuance and Promulgation of Six Vietnamese Accounting Standards (Series 3);
- Decision No. 12/2005/QD-BTC dated 15 February 2005 on the Issuance and Promulgation of Six Vietnamese Accounting Standards (Series 4); and
- Decision No. 100/2005/QD-BTC dated 28 December 2005 on the Issuance and Promulgation of Four Vietnamese Accounting Standards (Series 5).

Accordingly, the accompanying interim financial statements, including their utilisation are not designed for those who are not informed about Vietnam's accounting principles, procedures and practices and furthermore are not intended to present the interim financial position and interim results of operations and interim cash flows in accordance with accounting principles and practices generally accepted in countries other than Vietnam.

2.2 *Applied accounting documentation system*

The Company's applied accounting documentation system is the General Journal.

2.3 *Fiscal year*

The Company's fiscal year applicable for the preparation of its financial statements starts on 1 January and ends on 31 December.

2.4 *Accounting currency*

NOTES TO THE FINANCIAL STATEMENTS (continued)

For the accounting period ended September 30, 2025

The interim financial statements are prepared in VND which is also the Company's accounting currency.

3. SUMMARY OF SIGNIFICANT ACCOUNTING POLICIES**3.1 Cash and cash equivalents**

Cash and cash equivalents comprise cash on hand, cash at banks and short-term, highly liquid investments with an original maturity of not more than three months that are readily convertible into known amounts of cash and that are subject to an insignificant risk of change in value.

3.2 Inventories

Inventories are measured at their historical costs. The cost of inventories comprises costs of purchase, costs of conversion (including raw materials, direct labor cost, other directly related cost, manufacturing general overheads allocated based on the normal operating capacity) incurred in bringing the inventories to their present location and condition.

Cultivated products

Cultivated products are stated at the lower of cost incurred in bringing each product to its present location and condition, and net realisable value.

Net realisable value ("NRV") represents the estimated selling price in the ordinary course of business less the estimated costs to complete and the estimated costs necessary to make the sale.

The perpetual method is used to record inventories, which are valued as follows:

- | | |
|------------------------------------|---|
| Raw materials | - cost of purchase on a weighted average basis. |
| Finished goods and work-in process | - cost of finished goods and work-in process on a weighted average basis. |

Other inventories

Inventories are stated at the lower of cost incurred in bringing each product to its present location and condition, and net realisable value.

Net realisable value ("NRV") represents the estimated selling price in the ordinary course of business less the estimated costs to complete and the estimated costs necessary to make the sale.

The perpetual method is used to record inventories, which are valued as follows:

- | | |
|---|---|
| Raw materials, consumables and goods for resale | - cost of purchase on a weighted average basis. |
| Finished goods | - cost of finished goods on a weighted average basis. |

Provision for obsolete inventories

An inventory provision is created for the estimated loss arising due to the impairment of value (through diminution, damage, obsolescence, etc.) of other inventories owned by the Company, based on appropriate evidence of impairment available at the interim balance sheet date.

Increases or decreases to the provision balance are recorded into the cost of goods sold account in the interim income statement. When inventories are expired, obsolescence, damage or become useless, the difference between the provision previously made and the historical cost of inventories are included in the interim income statement.

3.3 Receivables

Receivables are presented in the interim financial statements at the carrying amounts due from customers and other debtors, after provision for doubtful receivables.

NOTES TO THE FINANCIAL STATEMENTS (continued)

For the accounting period ended September 30, 2025

The provision for doubtful receivables represents amounts of outstanding receivables at the balance sheet date which are doubtful of being recovered. Increases or decreases to the provision balance are recorded into general and administration expense account in the interim income statement. When bad debts are determined as unrecoverable and accountant writes off those bad debts, the differences between the provision for doubtful receivables previously made and historical cost of receivables are included in the interim income statement.

3.4 Tangible fixed assets

Tangible fixed assets are stated at cost less accumulated depreciation.

The cost of a tangible fixed asset comprises its purchase price and any directly attributable costs of bringing the tangible fixed asset to working condition for its intended use.

Expenditure for additions, improvements and renewals are added to the carrying amount of the assets and expenditure for maintenance and repairs are charged to the interim income statement as incurred.

When tangible fixed assets are sold or retired, any gain or loss resulting from their disposal (the difference between the net disposal proceeds and the carrying amount) is included in the interim income statement.

3.5 Leased assets

The determination of whether an arrangement is, or contains a lease is based on the substance of the arrangement at inception date and requires an assessment of whether the fulfilment of the arrangement is dependent on the use of a specific asset and the arrangement conveys a right to use the asset.

A lease is classified as a finance lease whenever the terms of the lease transfer substantially all the risks and rewards of ownership of the asset to the lessee. All other leases are classified as operating leases.

Where the Company is the lessee

Rentals under operating leases are charged to the interim income statement on a straight-line basis over the lease term.

Where the Company is the lessor

Assets subject to operating leases are included as the Company's investment property in the interim balance sheet.

Lease income is recognised in the interim income statement on a straight-line basis over the lease term.

3.6 Intangible assets

Intangible assets are stated at cost less accumulated amortisation.


The cost of an intangible asset comprises its purchase price and any directly attributable costs of preparing the intangible asset for its intended use.

Expenditures for additions, improvements are added to the carrying amount of the assets and other expenditures are charged to the interim income statement as incurred.

When intangible assets are sold or retired, any gain or loss resulting from their disposal (the difference between the net disposal proceeds and the carrying amount) is included in the interim income statement.

Land use rights

Land use rights are recorded as intangible assets representing the value of the rights to use the lands acquired by the Company. The advance payment for land rental, of which the land lease contracts and Land use rights certificate being issued, are recorded as intangible fixed asset according to Circular No. 45/2013/TT-BTC issued by the Ministry of Finance on 25 April 2013 guiding the management, use and depreciation of fixed assets ("Circular 45").



NOTES TO THE FINANCIAL STATEMENTS (continued)

For the accounting period ended September 30, 2025

The useful life of land use rights is assessed as either definite or indefinite. Accordingly, the land use rights with definite useful life representing the land lease are amortised over the lease term while the land use rights with indefinite useful lives is not amortised

3.7 Depreciation and amortisation

Depreciation of tangible fixed assets and amortisation of intangible assets are calculated on a straight-line basis over the estimated useful life of each asset as follows:

Buildings and structures	5 - 25 years
Machinery and equipment	5 - 20 years
Perennial trees garden	20 - 25 years
Means of transportation	10 years
Office equipment	5 - 8 years
Land use rights	15 years
Other assets	5 years

3.8 Investment properties

Investment properties are stated at cost including transaction costs less accumulated depreciation and/or amortisation. Investment properties held for capital appreciation are not depreciated/amortised but subject to impairment review.

Subsequent expenditure relating to an investment property that has already been recognised is added to the net book value of the investment property when it is probable that future economic benefits, in excess of the originally assessed standard of performance of the existing investment property, will flow to the Company.

Depreciation and amortisation of investment properties are calculated on a straight-line basis over the estimated useful life of each asset as follows:

Buildings	10 years
-----------	----------

Investment properties are derecognised when either they have been disposed of or when the investment properties are permanently withdrawn from use and no future economic benefit is expected from its disposal. The difference between the net disposal proceeds and the carrying amount of the assets is recognised in the interim income statement in the period of retirement or disposal.

Transfers are made to investment properties when, and only when, there is a change in use, evidenced by ending of owner-occupation, commencement of an operating lease to another party or ending of construction or development. Transfers are made from investment properties when, and only when, there is change in use, evidenced by commencement of owner-occupation or commencement of development with a view to sale. The transfer from investment property to owner-occupied property or inventories does not change the cost or the carrying value of the property for subsequent accounting at the date of change in use.

3.9 Construction in progress

Construction in progress represents tangible fixed assets under construction and is stated at cost. This includes costs of investment in avocado and durian planting project and other direct costs. Construction in progress is not depreciated until such time as the relevant assets are completed and put into use.

3.10 Borrowing costs

Borrowing costs consist of interest and other costs that the Company incurs in connection with the borrowing of funds. Borrowing costs are recorded as expense during the period in which they are incurred.

3.11 Prepaid expenses

Prepaid expenses are reported as long-term prepaid expenses on the interim balance sheet and amortised over the period for which the amounts are paid or the period in which economic benefits are generated in relation to these expenses.

NOTES TO THE FINANCIAL STATEMENTS (continued)
For the accounting period ended September 30, 2025

3.12 Payables and accruals

Payables and accruals are recognised for amounts to be paid in the future for goods and services received, whether or not billed to the Company.

3.13 Accrual for severance pay

The severance pay to employee is accrued at the end of each reporting year for employees who have been worked for more than 12 months at Corporation. The accrued amount is calculated at the rate of one-half of the average monthly salary for each year of service qualified for severance pay in accordance with the Labour Code and related implementing guidance. The average monthly salary used in this calculation will be revised at the end of each reporting period following the average monthly salary of the 6-month period up to the reporting date. Any increase or decrease to the accrued amount will be taken into the interim income statement.

This accrued severance pay is used to settle the termination allowance to be paid to employee upon termination of their labour contract following Article 46 of the Labour Code.

3.14 Appropriation of profits

Net profit after tax is available for appropriation to the investor after approval by the appropriate level of authority, and after making appropriation to reserve funds in accordance with the Company's Charter and Vietnam's regulatory requirements.

The Company maintains the following reserve funds which are appropriated from the Company's net profit after tax as proposed by the Board of Directors and subject to approval by shareholders at the Annual General Meeting:

Bonus and welfare fund

This fund is set aside for the purpose of pecuniary rewarding and encouraging, common benefits and improvement of the employees' benefits, and presented as a liability on the interim balance sheet.

3.15 Revenue recognition

Revenue is recognised to the extent that it is probable that the economic benefits will flow to the Company and the revenue can be reliably measured. Revenue is measured at the fair value of the consideration received or receivable, excluding trade discount, rebate and sales return. The following specific recognition criteria must also be met before revenue is recognised:

Sale of goods

Revenue is recognised when the significant risks and rewards of ownership of the goods have passed to the buyer, usually upon the delivery of the goods.

Interest

Revenue is recognised as the interest accrues (taking into account the effective yield on the asset) unless collectability is in doubt.

Rental income

Rental income arising from operating leases is accounted for on a straight line basis over the lease term.

3.16 Taxation

Current income tax

Current income tax assets and liabilities for the current and prior periods are measured at the amount expected to be recovered from or paid to the taxation authorities. The tax rates and tax laws used to compute the amount are those that are enacted as at the interim balance sheet date.

NOTES TO THE FINANCIAL STATEMENTS (continued)

For the accounting period ended September 30, 2025

Current income tax is charged or credited to the interim income statement, except when it relates to items recognised directly to equity, in which case the current income tax is also dealt with in equity.

Current income tax assets and liabilities are offset when there is a legally enforceable right for the Company to set off current tax assets against current tax liabilities and when the Company intends to settle its current tax assets and liabilities on a net basis.

Deferred tax

Deferred tax is provided using the liability method on temporary differences at the interim balance sheet date between the tax base of assets and liabilities and their carrying amount for financial reporting purpose.

Deferred tax liabilities are recognised for all taxable temporary differences. Deferred tax assets are recognised for all deductible temporary differences, carried forward unused tax credit and unused tax losses, to the extent that it is probable that taxable profit will be available against which deductible temporary differences, carried forward unused tax credit and unused tax losses can be utilised.

The carrying amount of deferred tax assets is reviewed at each interim balance sheet date and reduced to the extent that it is no longer probable that sufficient taxable profit will be available to allow all or part of the deferred tax asset to be utilised. Previously unrecognised deferred tax assets are re assessed at each interim balance sheet date and are recognised to the extent that it has become probable that future taxable profit will allow the deferred tax assets to be recovered.

Deferred tax assets and liabilities are measured at the tax rates that are expected to apply in the period when the asset realised or the liability is settled based on tax rates and tax laws that have been enacted at the interim balance sheet date.

Deferred tax is charged or credited to the interim income statement, except when it relates to items recognised directly to equity, in which case the deferred tax is also dealt with in equity.

Deferred tax assets and liabilities are offset when there is a legally enforceable right for the Company to set off current tax assets against current tax liabilities and when they relate to income taxes levied by the same taxation authority on either the same taxable entity or when the Company intends either to settle current tax liabilities and assets on a net basis or to realise the assets and settle the liabilities simultaneously, in each future period in which significant amounts of deferred tax liabilities or assets are expected to be settled or recovered.

3.17 Segment information

A segment is a component determined separately by the Company which is engaged in providing products or related services (business segment) or providing products or services in a particular economic environment (geographical segment), that is subject to risks and returns that are different from those of other segments.

The Company's principal activities are to produce and trade agricultural products. In addition, these activities are mainly taking place within Vietnam. Therefore, the Company's risks and returns are not impacted by the Company's products that the Company is manufacturing or the locations where the Company is trading. As a result, the Company's management is of the view that there is only one segment for business and geography and therefore presentation of segmental information is not required.

4. CASH AND CASH EQUIVALENTS

VND

30 September 2025 31 December 2024

Cash on hand	132,412,432	124,597,391
Cash in banks	3,274,319,915	4,293,665,608
TOTAL	3,406,732,347	4,418,262,999

NOTES TO THE FINANCIAL STATEMENTS (continued)

For the accounting period ended September 30, 2025

(*) Cash equivalents mainly represent bank deposits at commercial bank with original maturity of one (1) month and earn interest at 2.7% p.a.

5. SHORT-TERM ADVANCES TO SUPPLIERS

	VND	
	30 September 2025	31 December 2024
An Loc Phat Fire Protection Technical and Trading Company Limited	307,800,000	307,800,000
Others	372,435,298	104,005,682
TOTAL	680,235,298	411,805,682

6. OTHER SHORT-TERM RECEIVABLES

	VND	
	30 September 2025	31 December 2024
Receivables from farmers on shortage of contracted products	41,279,478,950	41,937,029,590
Receivables from farmers on planting avocado at An Thuan perennial trees	2,733,236,593	2,733,236,593
Advances to employees	1,480,838,710	1,506,348,685
Receivable on reclaim of perennial trees garden	1,506,348,685	1,182,587,954
Receivables on transfer of perennial trees garden	1,182,587,954	1,094,080,438
Others	528,425,153	534,129,310
TOTAL	48,710,916,045	48,987,412,570
Provision for doubtful short-term receivables	(46,631,805,473)	(47,313,068,792)

7. INVENTORIES

	VND	
	30 September 2025	31 December 2024
Work in process (*)	20,364,971,707	13,782,330,370
Finished goods	2,458,991,247	478,588,911
Raw materials	359,849,745	8,126,523,691
Tools and supplies	20,615,275	16,203,638
TOTAL	23,204,427,974	22,403,646,610

(*) This is the growing cost of coffee be waiting to be harvested. It includes fertilizer cost, labor cost, depreciation cost, protection cost, electricity, water, wastewater treatment and other monetary costs.

NOTES TO THE FINANCIAL STATEMENTS (continued)
For the accounting period ended September 30, 2025

8. TANGIBLE FIXED ASSETS

							VND
	Buildings and Structures	Machinery and Equipment	Means of Transportation	Perennial Crops	Management Tools and Equipment	Total	
Cost							
As at 31 December 2024	85,840,159,157	41,253,055,932	800,000,000	166,618,831,741	1,592,058,636	296,104,105,466	
Newly purchase	-	-	-	4,410,627,348	-	4,410,627,348	
Disposal	-	-	-	2,153,679,332	-	2,153,679,332	
As at 30 September 2025	85,840,159,157	41,253,055,932	800,000,000	168,875,779,757	1,592,058,636	298,361,053,482	
Accumulated depreciation							
As at 31 December 2024	(75,721,276,146)	(38,732,769,197)	(800,000,000)	(114,042,206,596)	(1,581,851,136)	(230,878,103,075)	
Depreciation for the period	(2,055,310,602)	(1,002,068,149)	-	(4,138,200,808)	(9,186,750)	(7,204,766,309)	
As at 30 September 2025	(77,776,586,748)	(39,734,837,346)	(800,000,000)	(118,180,407,348)	(1,591,037,886)	(238,082,869,328)	
Net carrying amount							
As at 31 December 2024	10,118,883,011	2,520,286,735	-	52,576,625,201	10,207,500	65,226,002,447	
As at 30 September 2025	8,063,572,409	1,518,218,586	-	50,695,372,409	1,020,750	60,278,184,154	

NOTES TO THE FINANCIAL STATEMENTS (continued)
For the accounting period ended September 30, 2025

9. INTANGIBLE ASSETS

	VND
	<i>Land use rights</i>
Cost	
As at 31 December 2024 and 30 September 2025	<u>1,285,200,000</u>
Accumulated amortisation	
As at 31 December 2024	(628,320,000)
Amortisation for the period	<u>(64,260,000)</u>
As at 30 September 2025	<u>(692,580,000)</u>
Net carrying amount	
As at 31 December 2024	<u>656,880,000</u>
As at 30 September 2025	<u>592,620,000</u>

10. INVESTMENT PROPERTY FOR RENT

	VND
	<i>Buildings</i>
Cost:	
As at 31 December 2024 and 30 September 2025	<u>7,636,870,381</u>
Accumulated depreciation and amortisation:	
As at 31 December 2024	(1,018,249,383)
Depreciation for the period	<u>(572,765,283)</u>
As at 30 September 2025	<u>(1,591,014,666)</u>
Net carrying amount:	
As at 31 December 2024	<u>6,618,620,998</u>
As at 30 September 2025	<u>6,045,855,715</u>

11. CONSTRUCTION IN PROGRESS

	30 September 2025	VND 31 December 2024
Avocado & durian planting project	<u>1,452,258,257</u>	<u>1,349,910,662</u>

12. LONG-TERM PREPAID EXPENSES

	VND
	30 September 2025 31 December 2024

Phuoc An Coffee Joint Stock Company

B09a-DN

NOTES TO THE FINANCIAL STATEMENTS (continued)

For the accounting period ended September 30, 2025

Goodwill (i)	292,161,206	406,485,163
Others	15,316,000	-
TOTAL	307,477,206	406,485,163

- (i) This is the goodwill of the Company which was determined when transforming from a state-owned company into a joint stock company according to the Decision 43/QD-UBND dated 6 January 2017 of the Dak Lak Province People's Committee on approval the value of equitization. Goodwill was gradually allocated to expenses for a period of 10 years since 1 September 2017 according to Circular No. 127/2014/TT-BTC issued by the Ministry of Finance on 5 September 2014.

13. SHORT-TERM TRADE PAYABLES AND ADVANCES FROM CUSTOMERS

13.1 Short-term trade payables

	VND	
	30 September 2025	31 December 2024
Payable to farmers on over-contracted products	798,811,122	3,481,452,351
Others		68,692,420
TOTAL	798,811,122	3,550,144,771

13.2 Short-term advances from customers

	VND	
	30 September 2025	31 December 2024
Advances from customers	3,747,429,616	3,410,000,000
Cu Ne Wind Power Investment and Management Company Limited	3,410,000,000	3,410,000,000
Others	337,429,616	-
Binh Duong Nutifood Nutrition Food Joint Stock Company	168,951,600	-
TOTAL	3,916,381,216	3,410,000,000

14. STATUTORY OBLIGATIONS

	VND	
	30 September 2025	31 December 2024
Receivables		
Corporate income tax	82,094,400	82,094,400
Payables		
Property tax and land rental	2,569,167,118	1,290,479,989
Value added tax	438,136,364	84,304,547
Personal income tax	9,370,674	3,790,721
TOTAL	3,016,674,156	1,378,575,257

15. UNEARNED REVENUE

NOTES TO THE FINANCIAL STATEMENTS (continued)

For the accounting period ended September 30, 2025

Unearned revenue as at 30 September 2024 included the rental fees which were received in advance for the whole rental year and are amortised periodically.

16. OTHER SHORT-TERM PAYABLES

	VND	
	30 September 2025	31 December 2024
Other payables to third parties	11.038.394.365	9,821,654,623
Land Fund Development Center of Krong Buk District	6,787,453,717	6,787,453,717
Equitization payables to farmers	2,603,658,717	2,603,658,717
Payables related to equitization	1,388,629,410	
Short-term deposits received	75,000,000	75,000,000
Others	183,652,521	355,542,189
Binh Duong Nutifood Nutrition Food Joint Stock Company	3,063,835,616	2,047,016,436
TOTAL	14,102,229,981	11,868,671,059

17. OTHER LONG-TERM PROVISION

This represents the severance allowance payable to employees.

18. SHORT-TERM LOAN

	VND		
	31 December 2024	Drawdown	Repayment
Short-term	-	600,000,000	600,000,000
Short-term loans from related parties	-	600,000,000	600,000,000
Long-term	35,000,000,000	3,000,000,000	4,000,000,000
Long-term loans from a related party	35,000,000,000	3,000,000,000	4,000,000,000
TOTAL	35,000,000,000	3,600,000,000	4,600,000,000

19. OWNERS' EQUITY

	VND	
	Share capital	Accumulated losses
For the accounting period ended 30 September 2025		
As at 1 January 2024	236,279,900,000	(195,411,710,799)
Net loss for the period	-	(2,699,092,714)
As at 30 September 2025	236,279,900,000	(198,110,803,513)

NOTES TO THE FINANCIAL STATEMENTS (continued)

For the accounting period ended September 30, 2025

20. NET REVENUE FROM SALE OF GOODS AND RENDERING OF SERVICES

	VND	
	<i>The third quarter of 2025</i>	<i>The third quarter of 2024</i>
Net revenues from sale of goods and rendering of services	<u>11,404,568,011</u>	<u>11,493,695,552</u>
<i>In which:</i>		
<i>Sale of finished goods</i>	<i>10,071,783,392</i>	<i>10,422,916,807</i>
<i>Rental</i>	<i>1,332,784,619</i>	<i>1,070,778,745</i>

21. COST OF GOODS SOLD AND SERVICE RENDERED

	VND	
	<i>The third quarter of 2025</i>	<i>The third quarter of 2024</i>
Cost of finished goods sold	10,180,457,741	7,989,963,864
Cost of office rental	411,746,307	233,830,162
TOTAL	<u>10,592,204,048</u>	<u>8,223,794,026</u>

22. FINANCE EXPENSES

	VND	
	<i>The third quarter of 2025</i>	<i>The third quarter of 2024</i>
Loan interest	<u>654,747,944</u>	<u>796,701,367</u>

23. SELLING EXPENSES AND GENERAL AND ADMINISTRATIVE EXPENSES

	VND	
	<i>The third quarter of 2025</i>	<i>The third quarter of 2024</i>
Selling expenses	98,590,368	89,786,762
Labor costs	67,535,832	68,689,953
Expenses for external services	31,054,536	21,096,809
General and administrative expenses	434,695,118	3,722,601,288
Depreciation and amortisation	165,973,374	293,001,534
Labor costs	109,901,435	96,005,883
Others	158,820,309	3,333,593,871
TOTAL	<u>533,285,486</u>	<u>3,812,388,050</u>

NOTES TO THE FINANCIAL STATEMENTS (continued)
For the accounting period ended September 30, 2025

24. OTHER INCOME

	VND	
	The third quarter of 2025	The third quarter of 2024
Others	14,500,000	-
TOTAL	14,500,000	-

25. CORPORATE INCOME TAX

As the Company reported a tax loss for the six-month period ended 30 September 2024, no provision for corporate income tax has been made.

The statutory corporate income tax ("CIT") rate applicable to the Company is 20% of taxable income.

The tax returns filed by the Company are subject to examination by the tax authorities. As the application of tax laws and regulations is susceptible to varying interpretations, the amounts reported in the interim financial statements could change at a later date upon final determination by the tax authorities.


	VND	
	The third quarter of 2025	The third quarter of 2024
Total accounting profit before tax	(361,123,039)	(1,339,164,473)

26. OTHER INFORMATION


The cost allocation unit for The third quarter of 2025 is a relative figure due to the seasonal nature of the agricultural production industry.



Nguyen Thi Thanh Nhan
Preparer



Bui Quoc Thinh
Chief Accountant





Nguyen Huyen Tram
General Director

14 October 2025